



- ◆ Continuous ink system
- ◆ Continuous ink supply system

About CIS chips


CIS ink system are used with auto reset chips(ARC), it can auto reset more than million times. The chip of black cartridge is the mother chip, it can controls all the chips of color cartridges. And the color chips are used the same design. You can change them to use with each other in any color cartridges. Except special model CIS.

If the chips are loose after some crude deliveries, and show wrong information as below,



The black chip(mother chip) is error, so it shows all chips error. Please check the black chip loose or not. Reinstall CIS cartridges.

If you have done many times and it still shows this, you should contact the seller.



If it shows this, black chip is good, some color chips error.



It is a bad touch problem by delivery, you can solve it. Remove CIS cartridge, check the error chips as below.

If you want to check them whether broken or not, you can replace them with the other 'show good' color chips. Because all the color chips are the same products.

Check loose chips



Some chip parts might be loosed in the delivery, so you need to push them in the right position.




Some chip parts might be pressed to a lower position, you need to cut the higher mast by a knife.

Keep in the same level



Keep the ink tanks and printer in the same level.  
Do not place the tanks higher or lower than their printer

The holes of films



● **Some holes of the films**

We will test some CIS products before sell , the films will be poked holes , but they never leak inks because the holes , and they are still the fresh products.

Note for the plugs



Make to air balance



The CIS are used with the air balance design.  
After filling ink or moving tanks, you should do these like the above pictures.  
Inverse the tanks, let most of ink flow into big sides.